

# MARCHE'S PRODUCTIVE SYSTEM

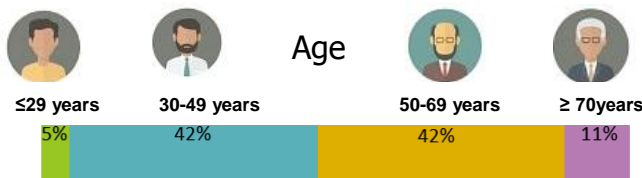
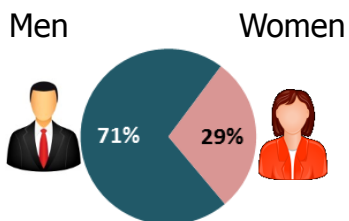
Marche = 1 enterprise per 10 inhabitants

National leader in terms of Entrepreneurship rate

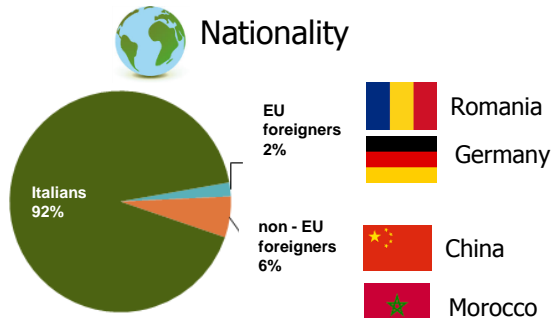


- 154,000 enterprises
- of which 20,000 in manufacturing sector

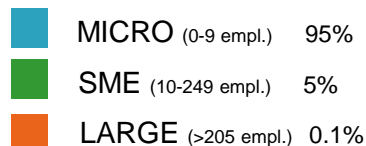
## Entrepreneurs



## Nationality



## Enterprises by size



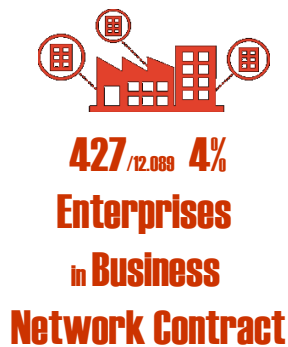
## Craft enterprises

|               | N.ro          | %          |
|---------------|---------------|------------|
| Pesaro-Urbino | 11,727        | 32%        |
| Ancona        | 11,946        | 29%        |
| Macerata      | 11,115        | 32%        |
| Fermo         | 7,074         | 36%        |
| Ascoli Piceno | 6,131         | 29%        |
| <b>MARCHE</b> | <b>47,993</b> | <b>31%</b> |

## Main economic activities

| Province      | Major sectors   |
|---------------|---|
| Pesaro Urbino | Furniture, Weapons, Textiles especially jeans   |
| Ancona        | Agricultural machinery, Wine industry, Shipbuilding and yachts, Paper, Household appliances, Musical instruments, Pharmaceuticals |
| Macerata      | Leather goods and leather armchair, Lighting systems, Games   |
| Fermo         | Footwear and leather  |
| Ascoli Piceno | Pharmaceuticals, Agri-food, Frozen foods  |

## Business networks



## Start Up



## Innovative SMEs

